

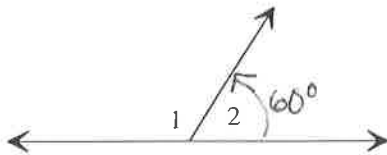
Student Name: _____

Score: _____

Identify Complementary or Supplementary angles

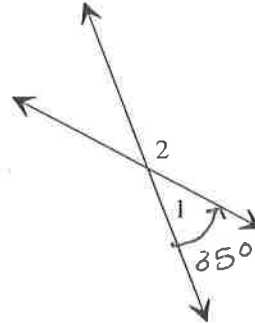
Identify the relationship between 1 and 2 in each figure: Complementary or supplementary angles.

1)



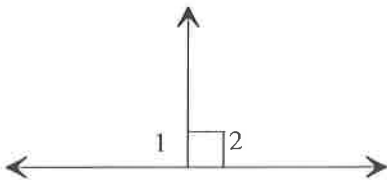
1 and 2 are _____
 $\angle 1 =$ _____ $^{\circ}$

2)



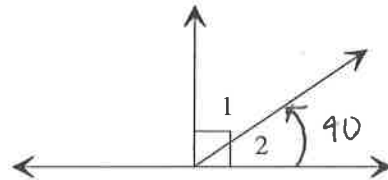
1 and 2 are _____
 $\angle 2 =$ _____ $^{\circ}$

3)



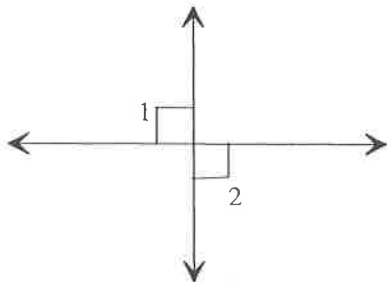
1 and 2 are _____
 $\angle 1 =$ _____ $^{\circ}$

4)



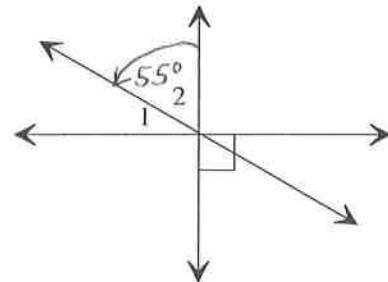
1 and 2 are _____
 $\angle 1 =$ _____ $^{\circ}$

5)



1 and 2 are _____
 $\angle 2 =$ _____ $^{\circ}$

6)



1 and 2 are _____
 $\angle 1 =$ _____ $^{\circ}$